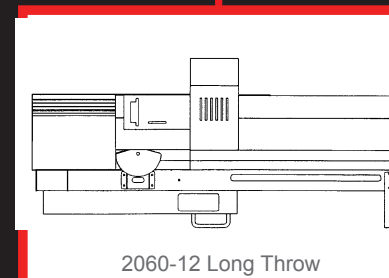
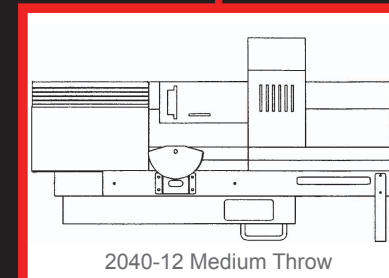
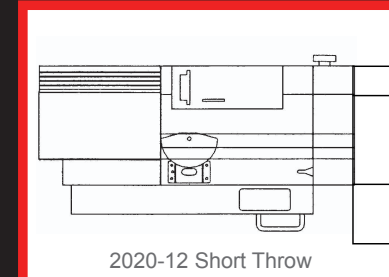


# M2 Modular Followspot System

## ARCHITECTS' AND ENGINEERS' SPECIFICATIONS


The luminaire shall be a (depending on lamp house chosen) 1200 or 2500 watt follow spotlight designed to be used with a 1200HB or a short, double ended, 2500 watt metal arc lamp. Xenon lamps shall not be acceptable. The M2 Spotlight System is a collection of modules that, depending on configuration, when assembled will yield follow spotlights capable of wide angle short throw to narrow beam long throw units. The modules consist of main chassis, gate, 1200 watt lamp house, 2500 watt lamp house, short, medium, and long throw lenses, yoke and base assemblies, and magnetic and flicker-free electronic power supplies. Modules are easily reconfigured in the field to change operating characteristics. The optical train shall consist of a spherical reflector, lamp, precision high temperature condenser lens, heavy duty nichrome iris with heat shield, square chopping shutter, gobo holder, externally operable "flip-flop" lens, 4-color dichroic changer, variable frost filter, fader, six-color automatic self-canceling color changer, and front objective lens. The "flip-flop" lens allows the spotlight to change from a fixed focus lens system to a variable focus lens system; spotlights without this change-over ability shall not be acceptable. A safety switch shall be fitted to the top, and a heat sensor located within the lamp house shall be included. Lamp houses without access and temperature limit safeguards shall not be acceptable. Power to the spotlight shall be controlled via two push-buttons mounted on the spotlight head when the magnetic ballast is specified, and via a rocker switch when the electronic ballast is specified. When the spotlight is fitted for the electronic ballast, the ballast shall mount completely within the spotlight head. The electronic ballast shall be of the flicker-free type. Operating the 1200 watt lamp, the electronic ballast will operate from 100 to 240 volts at a maximum of 20 amps. For the 2500 watt lamp, the ballast will only operate on 200 to 240 volts at 25 amps maximum. Either electronic configuration will operate on 50/60 Hz. **CAUTION: The electronic ballast is a constant power switch mode power supply with full power factor correction. When the input voltage decreases, the current increases. Care must be given that input feed cables are sized to carry the load and maintain voltage at the spotlight.** When a magnetic ballast is requested, an adaptor is mounted in place of the electronic ballast. The adaptor shall be fitted with a quick release multi-pin connector for connection to the remote magnetic ballast. The #927 remote magnetic ballast shall operate the 1200 watt lamp and will operate on 120 volts 60 Hz at 20 amps maximum. A #927/UT ballast is available and will work on international current. The #939 remote ballast shall operate the 2500 watt lamp and will run on 208, 230 or 240 volts at 30 amps maximum. The yoke shall allow for a maximum tilt of 55 degrees below horizontal and 35 degrees above horizontal. A stable, 3-legged folding base with locking casters and leveling jacks (4-legs for the long lens configuration) shall be provided. A LoBoy base is available. The spotlight shall be fan cooled. Provision shall be made that when modules are changed the tilt balance is maintained. Housing dimensions and weights shall conform to the chart provided. The spotlight body shall be constructed of cold rolled sheet steel and aluminum extrusions and shall be finished in light gray and black powder coated wrinkle finish. Photometric data shall conform to the table provided. The spotlight shall be the Lycian Stage Lighting M2 Modular Spotlight System.



# MODULAR M2

## Followspot System

A Revolutionary  
Concept in  
Follow Spotlights



# LYCIAN

## STAGE LIGHTING

P.O. Box D • Sugar Loaf, NY 10981 Phone: 845•469•2285 Fax: 845•469•5355

[www.lycian.com](http://www.lycian.com)