




## Features

- U.L. Listed (1008)
- Available in 2, 4, or 6 Circuit (4, 8, or 12 Pole)
- 120VAC, 120/240VAC, 120/208VAC, 240VAC, 240/415VAC, 277VAC, 277/480VAC Power Configurations
- Push Button Test Switch with Normal & Emergency Indicators
- Sensing Circuitry Integral to Cabinet

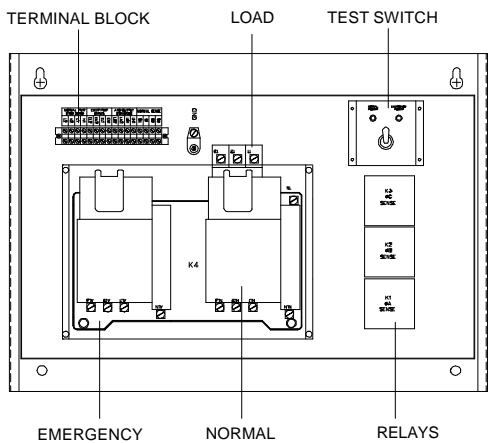
## Options

- Control Power Loss Sense (if required) will be done in dimmer cabinets
- Circuit Breakers
- Time Delay Activation
- Key Switch for Test

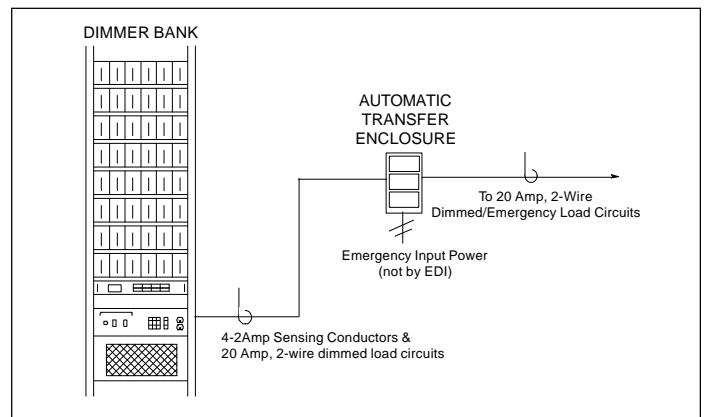
## Automatic Transfer Switch



## System Diagram



## System Riser



## Physical Requirements:

|                          |  |
|--------------------------|--|
| <b>Nema 1 Enclosure:</b> | (2Ckt): 24"L x 17"H x 8"D<br>(61cm x 43cm x 20cm)    |
|                          | (4Ckt): 24"L x 31"H x 8"D<br>(61cm x 78.7cm x 20cm)  |
|                          | (6Ckt): 24"L x 45"H x 8"D<br>(61cm x 114.3cm x 20cm) |

## Key:

|     |  |
|-----|--|
| ATS | <u>    </u> <u>    </u> - <u>    </u> - <u>    </u>    |
|     | <u>A</u> =Circuits <u>B</u> =Voltage <u>C</u> =Options |
|     | (2 Circuits)    120V, 208V    K=Key Switch             |
|     | (4 circuits)    240V, 277V    C=Circuit Breakers       |
|     | (6 circuits)    415V, 480V    T=Time Delay Activation  |

## Order Information:

### Automatic Transfer Switch:

- ATS- 2Ckt - 120V -
- ATS- 4Ckt - 120V -
- ATS- 6Ckt - 120V -
- ATS- 2Ckt - 277V -
- ATS- 4Ckt - 277V -
- ATS- 6Ckt - 277V -

### Options:

- Circuit Breakers
- Key Switch
- Time Delay Activation

### Custom Panels:

- ATS-      -      -
- ATS-      -      -

JOB NUMBER:

APPROVAL STAMP:

JOB NAME:

CUSTOMER:

P. O. #

© 1997 Electronics Diversified, Inc. Specifications subject to change without notice. All rights reserved. Printed in U.S.A. 0197